

# INSTALLATION AND SERVICE MANUAL

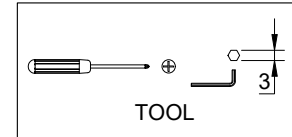
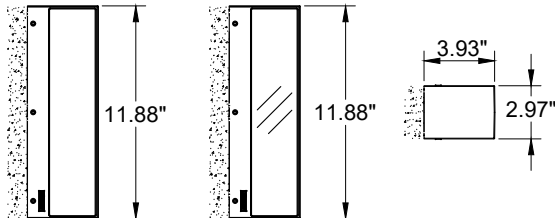
**LIGMAN**  
LIGHTING USA

For installation of Gini wall surface luminaire.  
Model. UGN-30021 and UGN-30031.

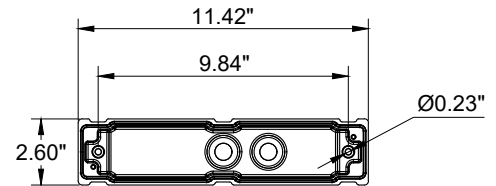
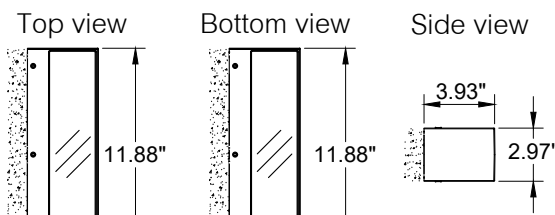
## Product drawing (dimensions)

## SUITABLE FOR WET LOCATIONS

UGN-30021

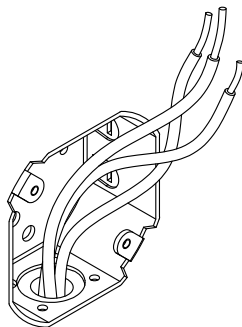


UGN-30031

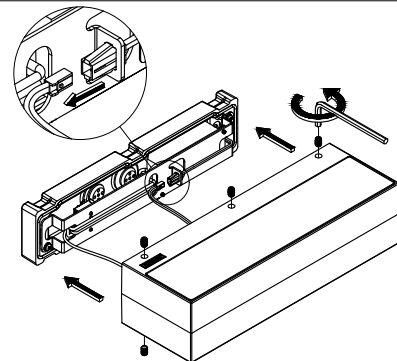


MOUNTING DETAIL

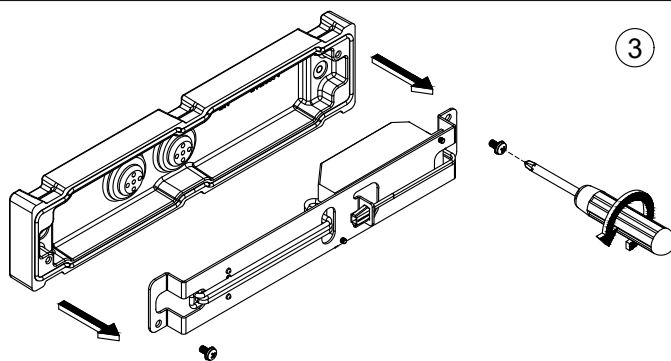
**NOTE** Mounts over  
a 3" Octagonal  
Junction box.



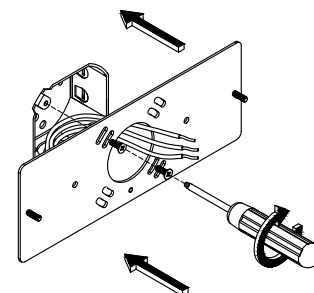
1



2



3



4

Position the body over the J Box and  
Secure the back plate to the wall

### Notice to installer :

- 1.WIRING INSTRUCTIONS** Warning : RISK OF FIRE AND ELECTRICAL SHOCK. : FIXTURE MUST BE INSTALLED BY A QUALIFIED ELECTRICIAN ONLY>FIXTURE IS INTENDED FOR INSTALLATION IN ACCORDANCE WITH THE NATIONAL ELECTRICAL CODE, LOCAL AND FEDERAL CODE SPECIFICATIONS. DISCONNECT POWER BEFORE SERVICING.
- 2.This fixture has a VOLTAGE SPECIFIC BALLAST,**Check that the supply voltage is the same as the installed ballast voltage.

**Ligman Lighting USA**

7144 NE Progress Court, Hillsboro  
Oregon, 97124, USA  
Tel : 503 645 0500 | Fax : 503 645 8100

www.ligmanlightingusa.com

FM-TS-13-1/13-05-2563/Rev.6

